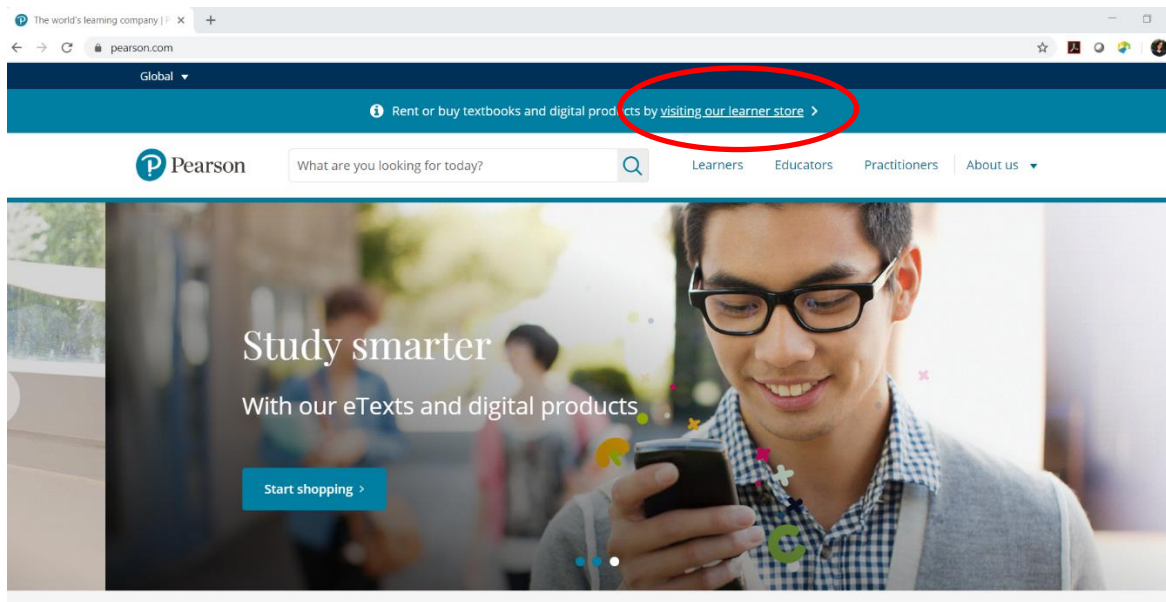


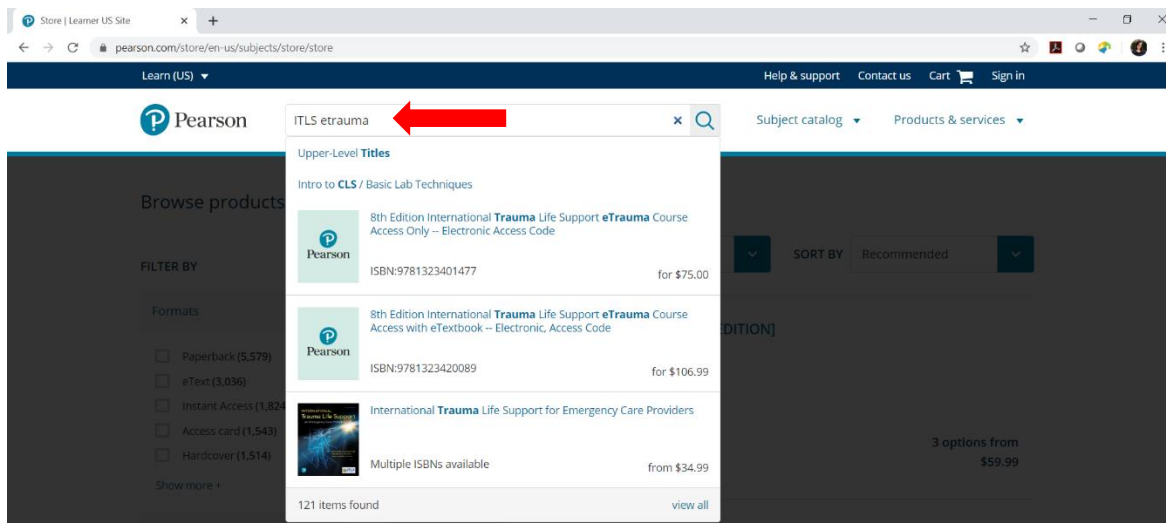
NOTE: Instructions are applicable to 8th Edition and 9th Edition ITLS eTrauma.

Getting Started with ITLS eTrauma: A Visual Guide to Purchasing & Accessing

In your web browser, open: www.pearson.com. Click link at top to visit the Learner Store.



On the Learner Store, search "ITLS eTrauma" in the search bar.



The Search Results page shows the purchase options available. Click the link (title) for the purchase option you prefer.

Search results

Showing results for "itls etrauma"

FILTER BY 1 - 25 of 110 results **SHOW** 25 **SORT BY** Recommended

Formats

- ☐ Paperback (62)
- ☐ eTextbook (70)
- ☐ Instant Access (20)
- Show more +

Subjects

- Arts & Humanities (4)
- Business & Economics (9)
- Computer Science & IT (39)
- Health Sciences (7)

Course Options

8th Edition International Trauma Life Support eTrauma Course Access Only -- Electronic Access Code
8th edition
ISBN-13: 9781323401477
Other for \$75.00

8th Edition International Trauma Life Support eTrauma Course Access with eTextbook -- Electronic, Access Code
8th edition
Other for

Click yellow button to Add to cart.

8th Edition International Trauma Life Support eTrauma Course Access Only -- Electronic Access Code, 8th edition

Published by (April 19th 2017) - Copyright © 2016
8th edition

ISBN-13: 9781323401477
Includes: Access code


Instant access
\$75.00

Add to cart

You will be redirected to the Shopping Cart page, where the course option you select will be in your cart:

×

Product added to cart



8th Edition International Trauma
Life Support eTrauma Course
Access Only -- Electronic Access
Code

ISBN-13: 9781323401477

Includes: Access code



\$75.00 Price excludes tax

[Continue shopping](#) [Go to cart](#)

If you are finished shopping, click Go to cart.

Cart

1 item \$75.00

	8th Edition International Trauma Life Support eTrauma Course Access Only -- Electronic Access Code				
	8th Edition International Trauma Life Support eTrauma Course Access Only -- Electronic Access Code				
	9781323401477	\$75.00	Qty	<input type="text" value="1"/>	

Promotion Code

Discounts are not applicable for distributed products.

Items subtotal

\$75.00

** Shipping and tax are calculated at the next stage.*

Estimated order total

\$75.00

You will be directed to the Sign in to checkout screen.

If you have previously purchased a product through the Pearson learner store, log in with your email address and password.

Sign in to checkout

Existing account

Username * * Required

Usually your email address

Current password *

☐ Remember me

[Forgotten username or password?](#)

Sign in

By signing in, you agree to our [Terms of Use](#)
and acknowledge our [Privacy Policy](#)

Create an Account

i To buy digital products, such as an access code or a subscription, you'll need an account. If you don't have one, you can register here.

First name *

Last name *

Email address *

Username *

If you have not previously purchased a product through the Pearson learner store, you will need to Create an Account.

Create an Account

i To buy digital products, such as an access code or a subscription, you'll need an account. If you don't have one, you can register here.

First name *

ITLS

Last name *

International

Email address *

info@itrauma.org

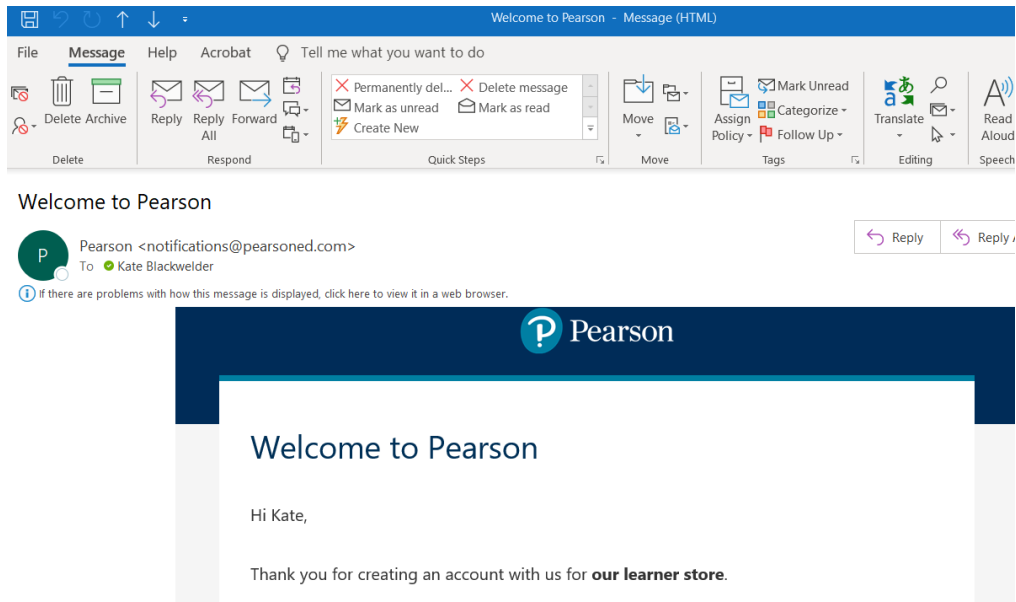
Username *

info@itrauma.org

☒ Same as email address

Password *

If you have created a new account, you will receive an Account creation email from Pearson.








After logging in or creating an account, you will be directed to the Secure Checkout page, where you can choose your payment method.




Secure checkout

1 Payment, billing & review

- ☐ Debit/Credit card    
- ☐ Checkout with PayPal 

Order summary

	8th Edition International Trauma Life Support eTrauma Course Access Only -- Electronic Access Code	
	9781323401477	
	Item price	\$75.00
	Qty: 1	

Subtotal	\$75.00
Tax	\$0.00
<hr/>	
Total	\$75.00

After selecting your payment method, complete your billing details and click the Place order button.

3000 Woodcreek Drivet, Suite 200

Apartment/Suite/Building

City *
Downers Grove

State/Province *
Illinois


ZIP/Postal Code *
60515

Phone number
630-495-6400

☒ I have read and agree to the Terms & Conditions and acknowledge the Privacy Policy *

Place order

Order summary

8th Edition International Trauma Life
Support eTrauma Course Access Only --
Electronic Access Code
9781323401477
Item price \$75.00
Qty: 1

Subtotal	\$75.00
Estimated tax	\$6.00
Total	\$81.00

You will be taken to the Order confirmation page with your order number and summary. You will also receive an Order Confirmation email.

Order confirmation

Thank you for your order

Your Order number is 10000001343488

A copy of your order details has been sent to kateb@icep.org

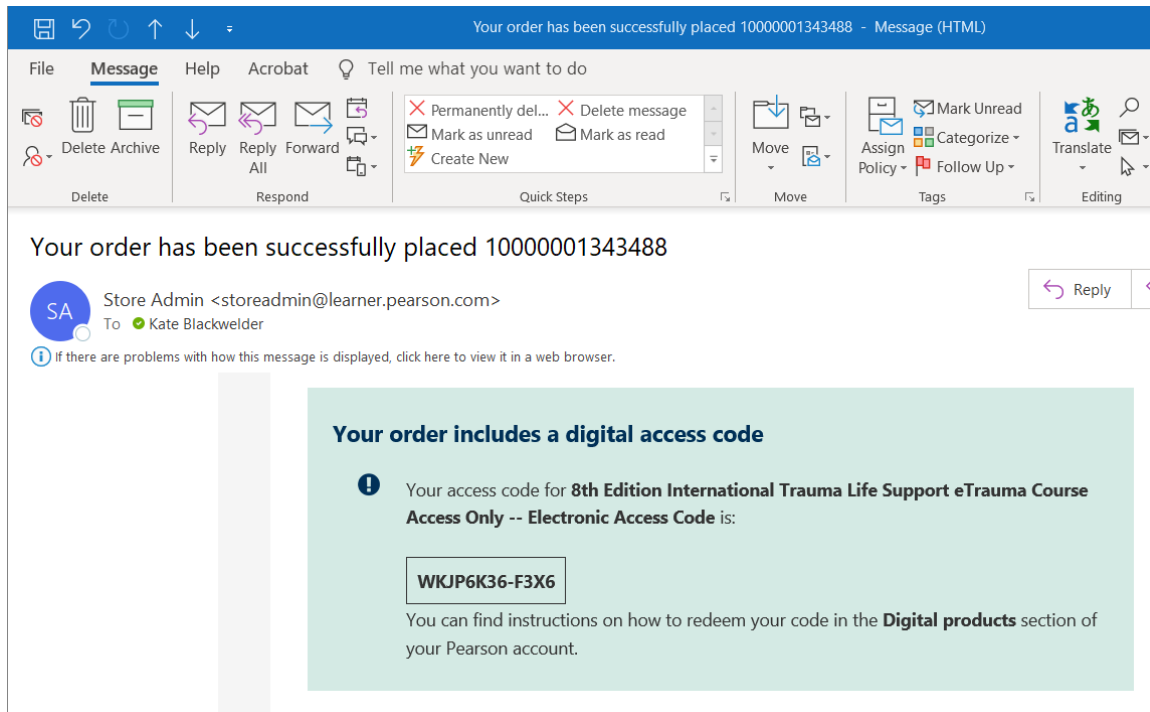
Order summary

Order number	Date placed	Total
10000001343488	May 28, 2020 12:22 PM	\$81.00

Bill to
Lora Finucane
3000 Woodcreek Drivet, Suite 200
Downers Grove, Illinois
60515
United States

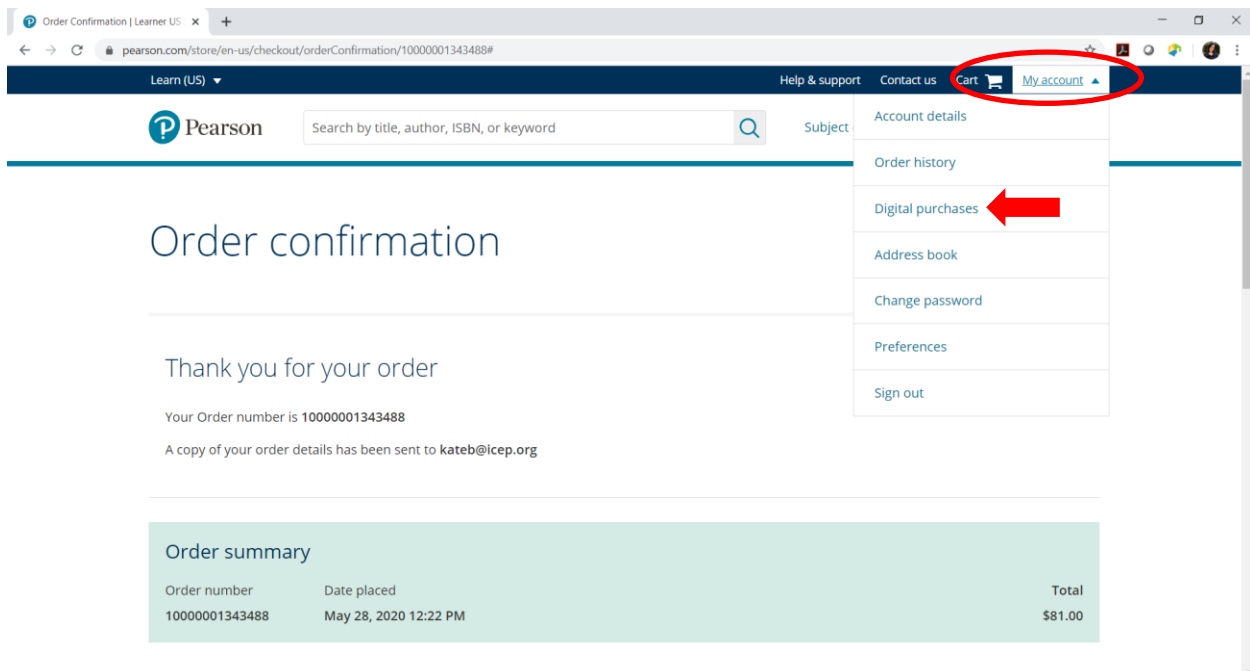
Payment method
Card Payment
xxxxxxxxxx1024

Your order confirmation email will include your digital access code.



You may also immediately access your digital access code from your Pearson account.


In some circumstances, you will receive a notice that the digital code is being processed. There may be a short delay between placing your order and receiving your Order Confirmation email from Pearson with your digital access code/finding your code in the Digital products section.




Your access code appears on the Digital Products page. Click the link for How to redeem for instructions.


Digital products

1 - 1 of 1 results



8th Edition International Trauma Life Support eTrauma Course Access Only -- Electronic Access Code

Your code WKJP6K36-F3X6 

 [How to redeem](#)

Click this link for step-by-step instructions for accessing the course platform and redeeming your access code to start the course. (These instructions with screenshots also follow below in this document.)

How to redeem

You can access ITLS eTrauma: taking trauma training online by visiting our website, <http://itls.learnercommunity.com/>.

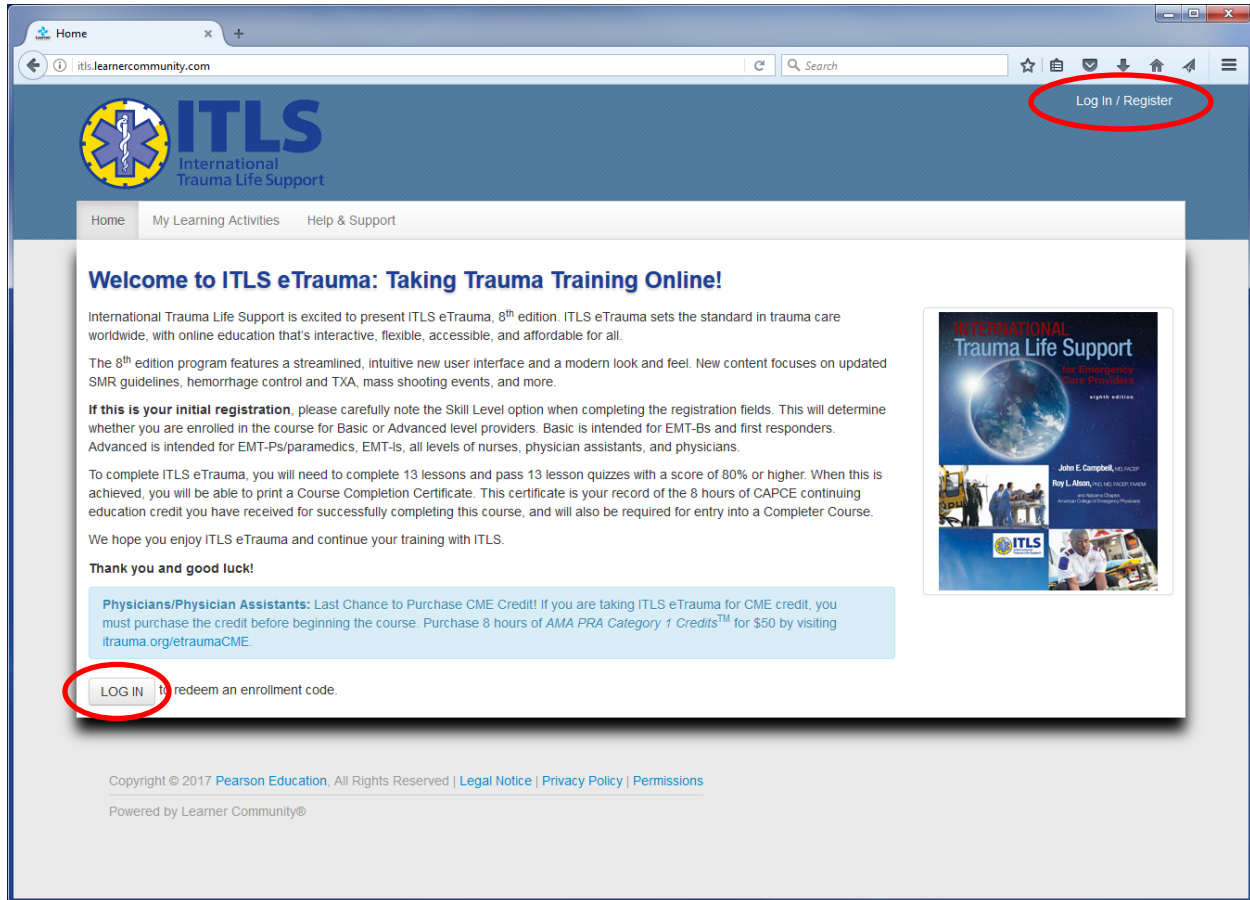
Use the following steps to get started on your course:

- 1 Use the **Login / Register** button on the upper right-hand corner of the page
- 2 Follow the link to **Sign up for a new account**, fill in your details and press **Sign up now**
- 3 Log in to your account using your email address and password.
- 4 Enter your enrollment code at the bottom of the page and press **Redeem**
- 5 Choose which course you want to enroll in from the options in the pop-up window:

To get started, click the link for: <http://itls.learnercommunity.com>

This link is the direct link to the course platform and is where you should return to access your course at any time. After your first access, you do NOT need to return to Pearson.com to access the course.

You will be directed to the Welcome screen:



The screenshot shows the ITLS eTrauma website in a web browser. The browser's address bar displays "itls.learnercommunity.com". The website's header features the ITLS logo (a blue Star of Life) and the text "ITLS International Trauma Life Support". In the top right corner, a red circle highlights the "Log In / Register" link. Below the header is a navigation bar with links for "Home", "My Learning Activities", and "Help & Support". The main content area is titled "Welcome to ITLS eTrauma: Taking Trauma Training Online!". It contains several paragraphs of text explaining the course, its 8th edition features, and registration details. A blue box highlights a message for "Physicians/Physician Assistants" regarding CME credit. At the bottom left, a red circle highlights a "LOG IN" button with the text "to redeem an enrollment code." to its right. On the right side of the main content area, there is a book cover for "INTERNATIONAL Trauma Life Support for Emergency Care Providers, eighth edition" by John E. Campbell, M.D., FRCPC and Roy L. Alston, M.D., MSc, FRCPC. The footer includes copyright information for Pearson Education and links to "Legal Notice", "Privacy Policy", and "Permissions".

Home

itls.learnercommunity.com

Search

Log In / Register

Home My Learning Activities Help & Support

Welcome to ITLS eTrauma: Taking Trauma Training Online!

International Trauma Life Support is excited to present ITLS eTrauma, 8th edition. ITLS eTrauma sets the standard in trauma care worldwide, with online education that's interactive, flexible, accessible, and affordable for all.

The 8th edition program features a streamlined, intuitive new user interface and a modern look and feel. New content focuses on updated SMR guidelines, hemorrhage control and TXA, mass shooting events, and more.

If this is your initial registration, please carefully note the Skill Level option when completing the registration fields. This will determine whether you are enrolled in the course for Basic or Advanced level providers. Basic is intended for EMT-Bs and first responders. Advanced is intended for EMT-Ps/paramedics, EMT-Is, all levels of nurses, physician assistants, and physicians.

To complete ITLS eTrauma, you will need to complete 13 lessons and pass 13 lesson quizzes with a score of 80% or higher. When this is achieved, you will be able to print a Course Completion Certificate. This certificate is your record of the 8 hours of CAPCE continuing education credit you have received for successfully completing this course, and will also be required for entry into a Completer Course.

We hope you enjoy ITLS eTrauma and continue your training with ITLS.

Thank you and good luck!

Physicians/Physician Assistants: Last Chance to Purchase CME Credit! If you are taking ITLS eTrauma for CME credit, you must purchase the credit before beginning the course. Purchase 8 hours of *AMA PRA Category 1 Credits™* for \$50 by visiting itrauma.org/etraumaCME.

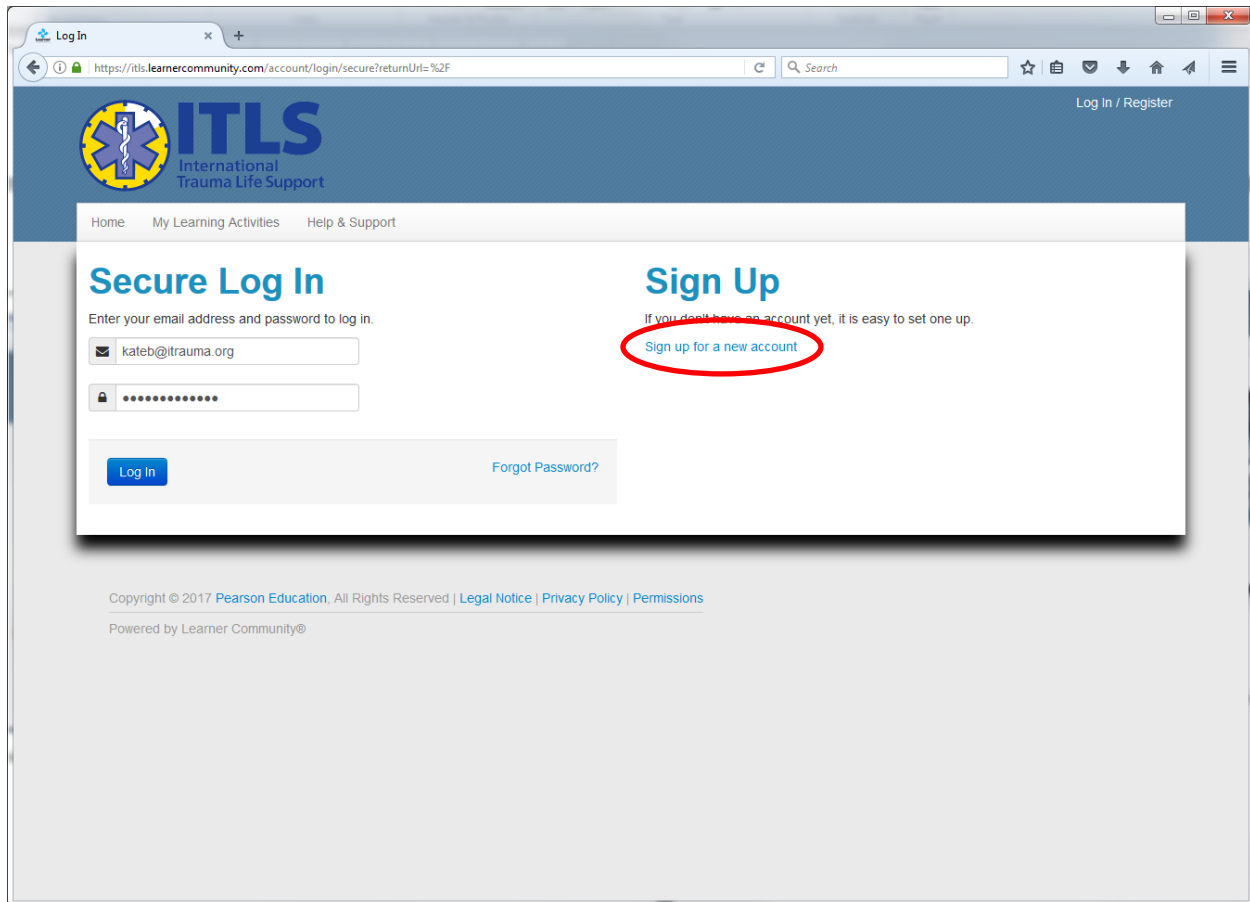
LOG IN to redeem an enrollment code.

Copyright © 2017 Pearson Education. All Rights Reserved | [Legal Notice](#) | [Privacy Policy](#) | [Permissions](#)

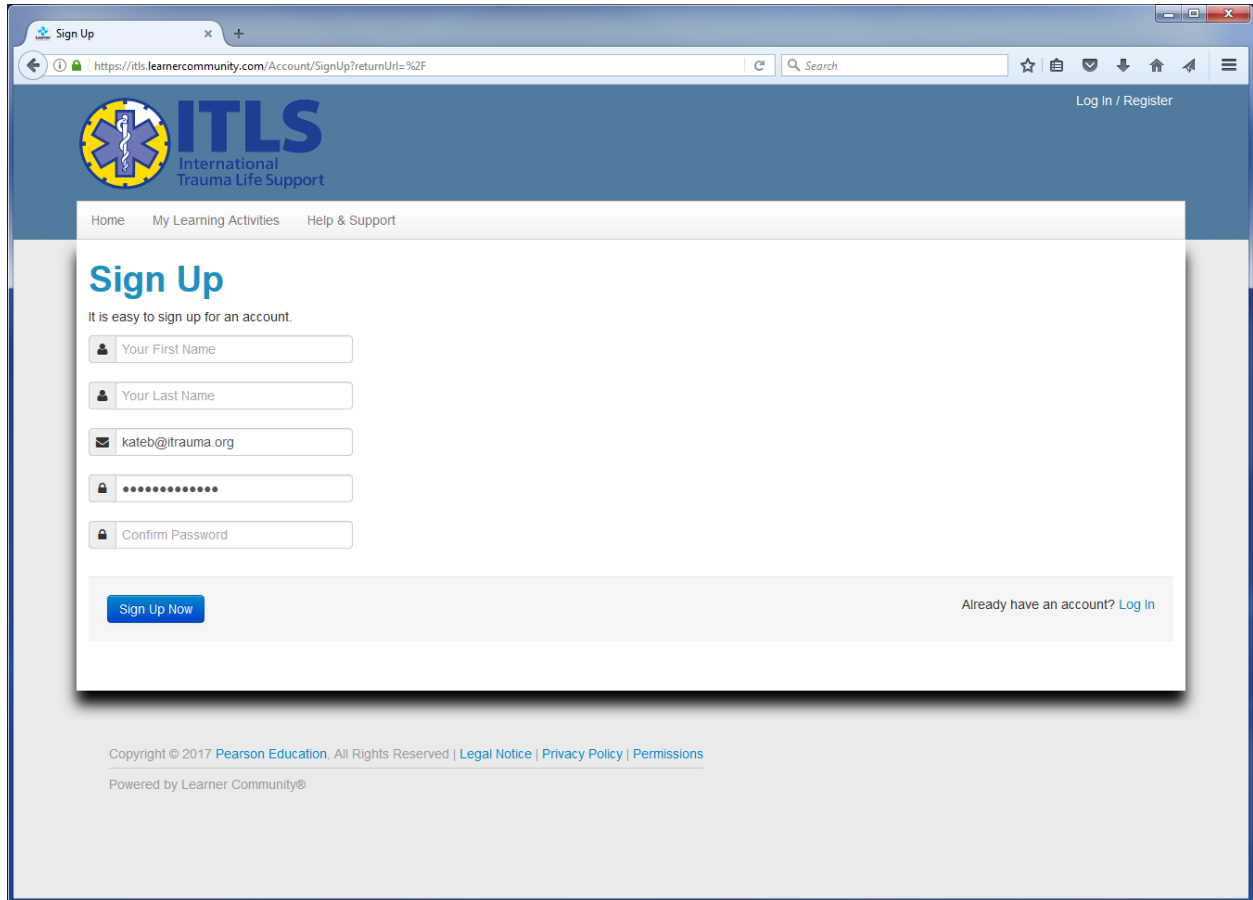
Powered by Learner Community®

Click LOG IN button or Log In / Register link

You will be directed to the Log In page. Under Sign Up, click the link to Sign up for a new account. (The account you created at Pearson.com to purchase the product does not transfer. All users will need to create a new account.)



Complete the account registration information and click Sign Up Now:



The screenshot shows a web browser window with the URL <https://itls.learnercommunity.com/Account/SignUp?returnUrl=%2F>. The page features the ITLS International Trauma Life Support logo at the top left. A navigation bar includes links for Home, My Learning Activities, and Help & Support. The main content area is titled "Sign Up" and contains the text "It is easy to sign up for an account." Below this text are five input fields: "Your First Name", "Your Last Name", an email field containing "kateb@itrauma.org", a password field with masked characters, and a "Confirm Password" field. A blue "Sign Up Now" button is positioned at the bottom left of the form, and a link "Already have an account? Log In" is at the bottom right. The footer contains copyright information for Pearson Education (2017) and links to Legal Notice, Privacy Policy, and Permissions, along with the text "Powered by Learner Community®".

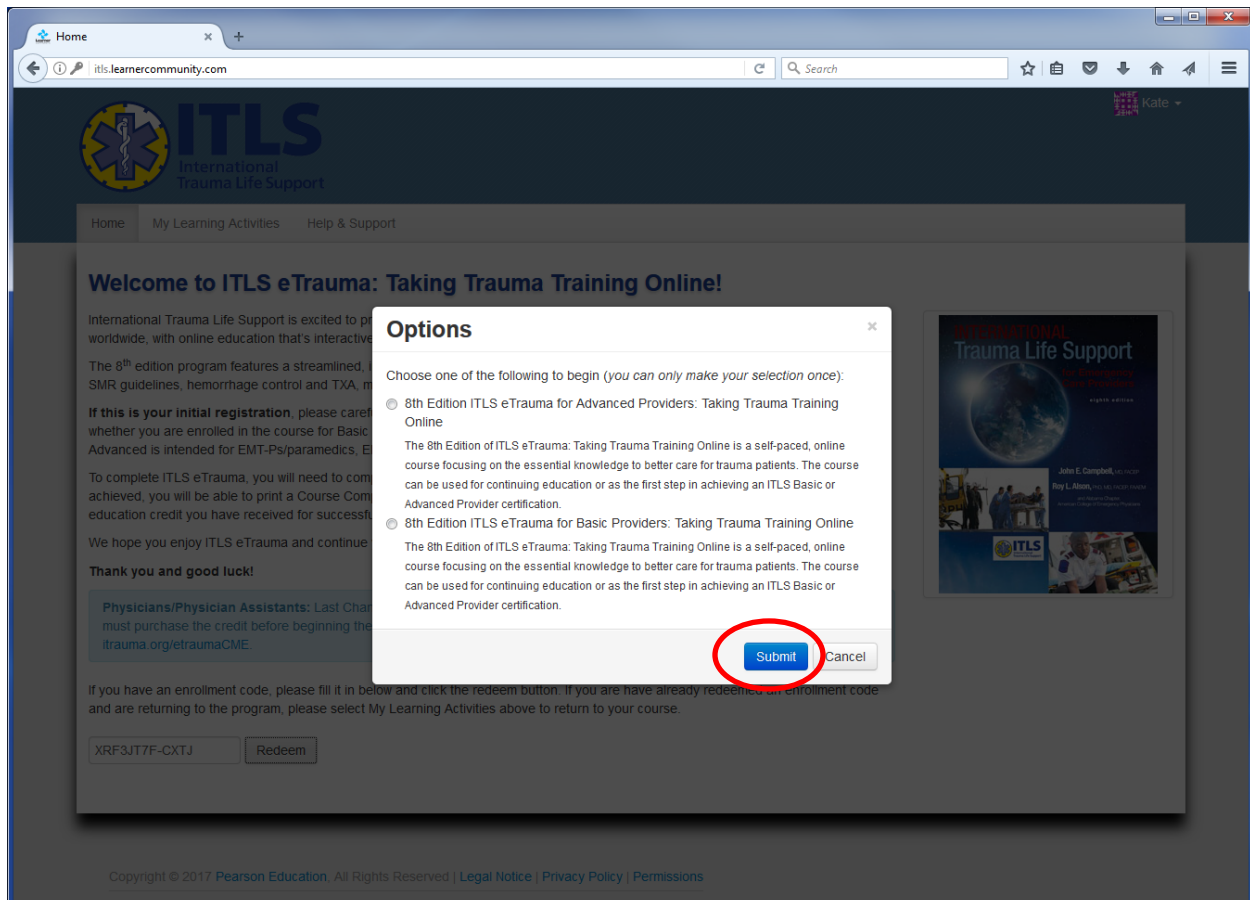
You have now created the user account that you will use to access 8th Edition ITLS eTrauma. Please save your password, as you will use your email address and password to access the course in the future.

After creating your account, you will be directed to the Home Screen:



Enter the access code from Pearson into the field at the bottom of the screen (paste it if you previously copied it) and click Redeem.

A pop-up box will prompt you to select the course for Advanced Providers or the course for Basic Providers. The option you choose will enroll you in the correct version:

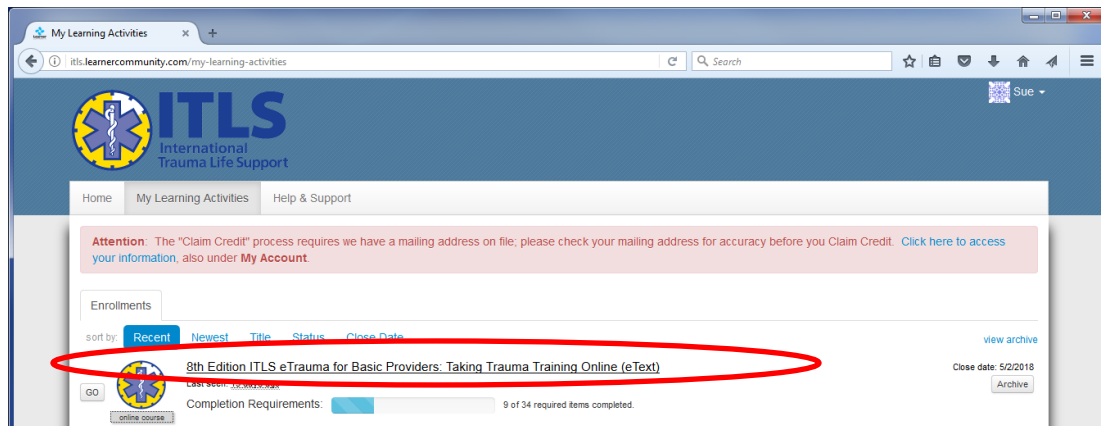


Choose Advanced Providers if you are a physician, nurse, paramedic, EMT-I, or other EMS professional capable of performing advanced airway techniques such as intubation within your scope of practice.

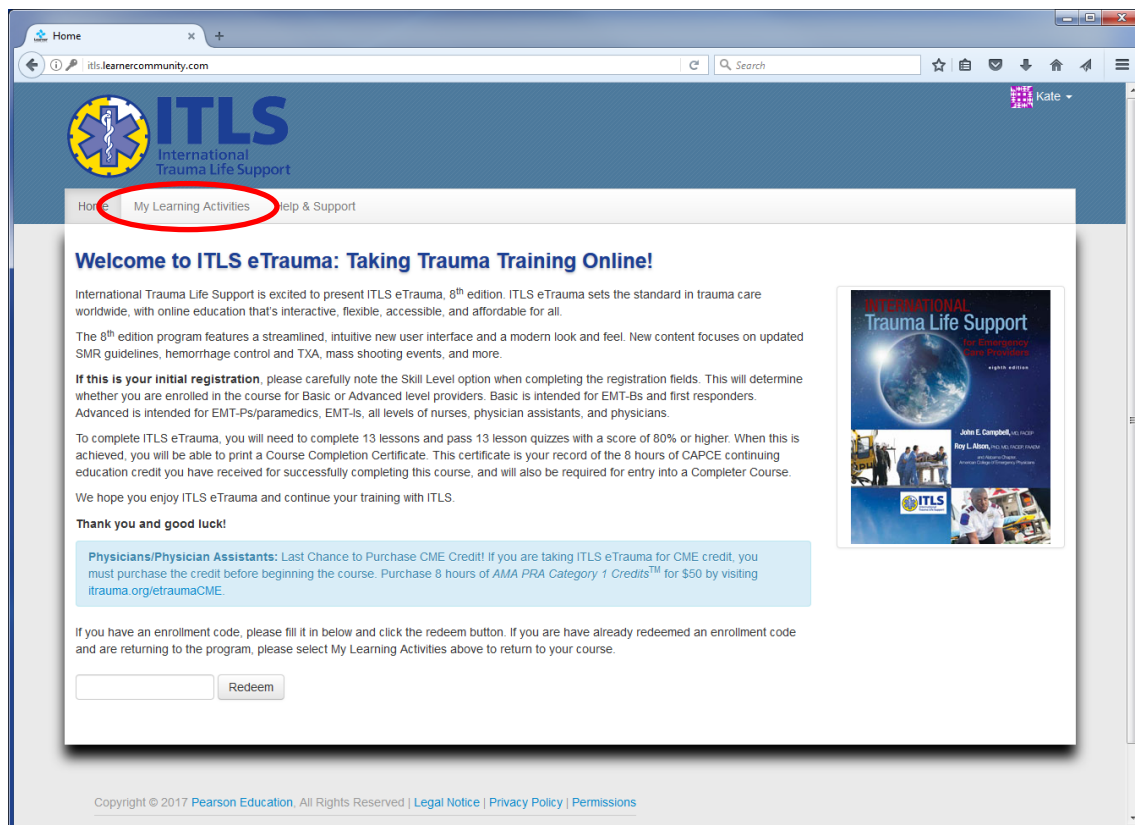
Choose Basic Providers if you are an EMT-Basic/EMT-B or First Responder.

Click Submit after you have made your selection.

You will be taken to the My Learning Activities dashboard, where you will select the course you wish to access. (You will have only 1 course option)



To access the course, click on the link with the full course title.



NOTE: When you return to the course after your first login, you will directed to the same Home screen. You will not Redeem your access code every time. Instead, click the link for My Learning Activities. (Return to My Learning Activities every time you sign in and want to access the course.) You will have access to the course in My Learning Activities for 1 year from the date of redemption of the access code.

You are now at the Course page, where you will review and complete the course:

The screenshot shows a web browser window displaying the ITLS eTrauma course page. The URL is itls.learnercommunity.com/activity/enrollment?enrollmentId=7a629764-b042-449b-88c4-b74c038d8f2e. The page header includes the ITLS logo and navigation links: Home, My Learning Activities, and Help & Support. The main title is "8th Edition ITLS eTrauma for Basic Providers: Taking Trauma Training Online (eText) (Incomplete)". Below the title, there are buttons for "Change View" and "Exit". The "Course Home" section is expanded, showing a list of activities, each with a green checkmark and an external link icon. The activities are: Welcome Guide, Course Outcomes, Navigating the Course, Course Syllabus, eText, Lesson Presentation Help, Technical Requirements, and Course Media Permissions. The "eText" link is circled in red. A red arrow points from a text box to the "eText" link. The text box contains the following text: "If you have purchased an eTrauma option that includes the eTextbook, the link to view the eTextbook will be located here." Below the "Course Home" section, the "Lesson 1: Scene Size-up" section is also expanded, showing a list of activities: Lesson Presentation and Lesson 1 Quiz.

8th Edition ITLS eTrauma for Basic Providers: Taking Trauma Training Online (eText) (Incomplete)

Change View Exit

Course Home

Activities

- ✓ Welcome Guide
- ✓ Course Outcomes
- ✓ Navigating the Course
- ✓ Course Syllabus
- ✓ eText
- ✓ Lesson Presentation Help
- ✓ Technical Requirements
- ✓ Course Media Permissions

If you have purchased an eTrauma option that includes the eTextbook, the link to view the eTextbook will be located here.

Lesson 1: Scene Size-up

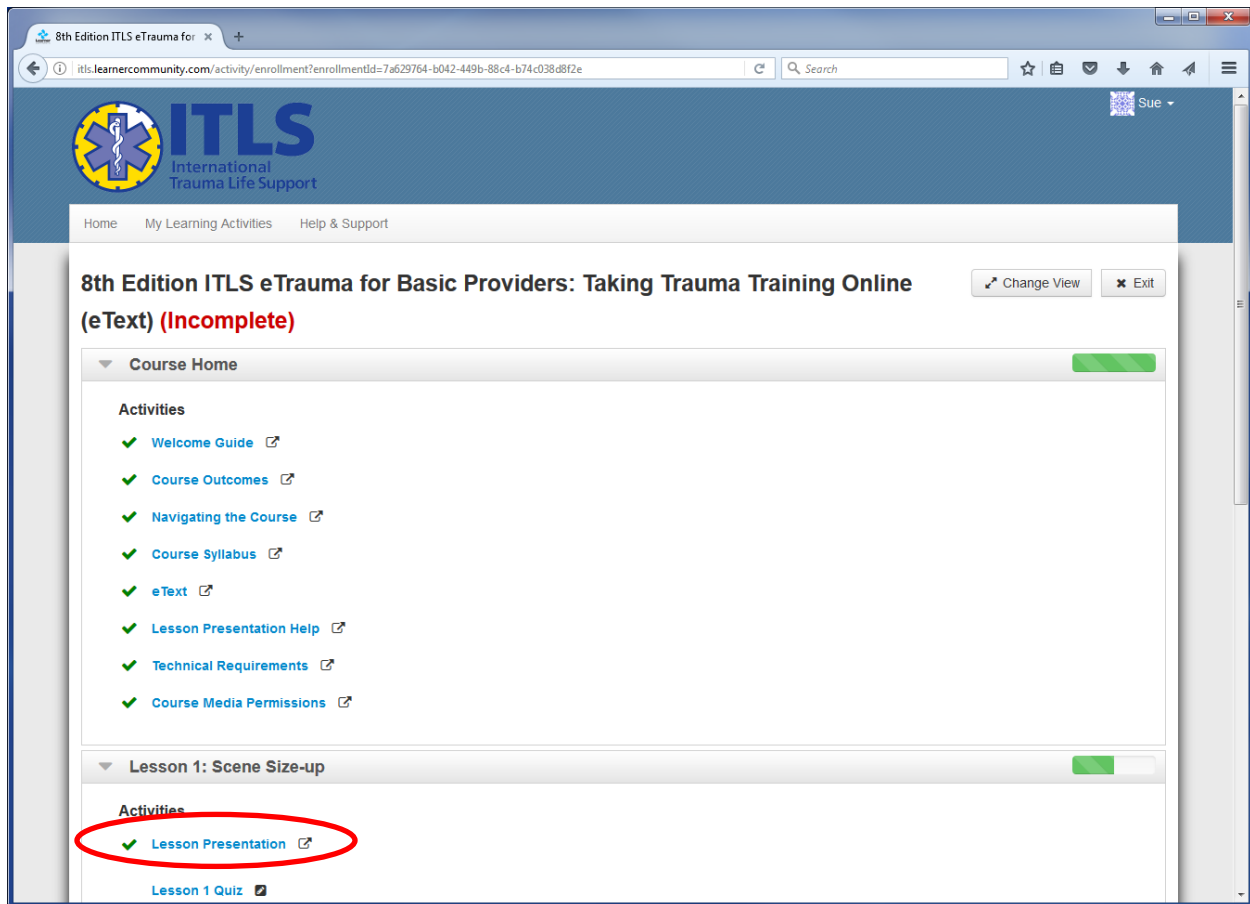
Activities

- ✓ Lesson Presentation
- Lesson 1 Quiz

First, click each link under the Course Home section to read each Activity. After you open each Activity and close it, a check mark next to it will indicate it is complete. (In the example shown above, all Course Home activities have already been completed.)

If you have purchased the course version that includes the eTextbook, you will access the eTextbook from the link here. (If you have purchased course access only, your Course Home menu will NOT include a link to the eText).

When you have completed all the Course Home Activities, access to Lesson 1 will be enabled:



After you complete the Lesson 1 Lesson Presentation, the Lesson 1 Quiz will become available. A checkmark will appear next to the Lesson Presentation to indicate it is complete. You must pass the quiz with a score of 80% or higher in order to mark the Quiz and the corresponding Lesson complete.

When you have successfully completed Lesson 1 (quiz and presentation), access to Lesson 2 will be unlocked. (A checkmark will also appear next to Lesson 1 Quiz to indicate it is complete.)

When you successfully complete Lesson 2 (quiz and presentation), access to all of Lessons 3 – 13 will be unlocked. You may work through these lessons in any order that you wish.

When you successfully complete all of Lessons 3 – 13 (quizzes and presentations), the Claim Credit function will be unlocked. Claim Credit applies to EMS credit from CAPCE only. Click the Claim Credit button to submit the required information to CAPCE.

Once you have completed the Claim Credit process, you will be able to print your credit certificate:

The screenshot shows a web browser window with the URL its.learnercommunity.com/activity/enrollment?enrollmentId=66168a2-0479-4642-a0a6-ad1976f04cbb. The page displays a progress bar for Lesson 13: Standard Precautions in the Prehospital Setting, which is 100% complete. Below the progress bar, the 'Claim Credit' section is expanded, showing a green progress bar and a green checkmark. The section contains the following text:

After completing all lessons and passing all lesson quizzes, you will be eligible to Claim Credit and print your Completion Certificate. If you are in the United States and would like to claim 8.0 hours of CAPCE credit, please use the Claim Credit process below to submit your record electronically. If you reside outside the U.S. and do not need CAPCE credit, please print your Completion Certificate made available to you after this course has been completed. NOTE: If you Print your Completion Certificate, you WILL NOT receive CE hours for this activity.

Below the text, the 'Claim Credit' section is expanded, showing a green progress bar and a green checkmark. The section contains the following text:

Activities

- Claim Credit
- Advanced
- CAPCE
- 8.0 CEHs
- 10/11/2017 10:10:10 AM

Two buttons are highlighted with red circles and arrows pointing to them:

- Print**: Use this button to print your certificate of credit from CAPCE. (You must first follow the process to Claim Credit.)
- Print Completion Certificate**: Use this button to print a non-credit certificate of completion if you do not wish to claim CAPCE credit.

Copyright © 2017 Pearson Education. All Rights Reserved | [Legal Notice](#) | [Privacy Policy](#) | [Permissions](#)

Use the Print button to generate and print your certificate that includes the CAPCE statement of credit.

NOTE: If you do not wish to claim CAPCE credit but wish to print a completion certificate only (non-credit), use the blue Print Completion Certificate button instead. This generates a non-credit certificate and does not submit your credit claim to CAPCE.